

# High Speed Oven

Project \_\_\_\_\_  
 Item \_\_\_\_\_  
 Quantity \_\_\_\_\_  
 CSI Section 11400  
 Approved \_\_\_\_\_  
 Date \_\_\_\_\_

## Merrychef eikon® e2s Marine



### Standard Features

- Accelerated Cooking Technology® combines three heat technologies:
  - Tuned impingement
  - Microwave
  - Convection
- UL certified ventless cooking capabilities through built-in catalytic converter
- Rapid cooking up to 20 times faster than a conventional oven
- 12" cavity in a 14" width footprint
- Cool to touch exterior
- Very easy to clean seam welded cavity with large rounded edges
- Convection fan setting, 10-100% in 1% increments
- Quiet operation - 45.3dba in standby mode
- easyTouch®, icon driven touchscreen controls
- Easy access front mounted air filter
- USB memory stick data transfer of up to 1,024 cooking profiles
- In-built diagnostic testing
- Accessory storage on top of the oven
- Fits on a 23.6" (600 mm) worktop

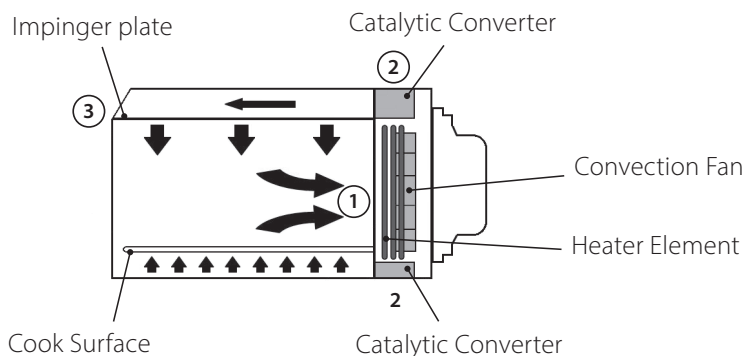
### Available Accessories

- Flat cook plate
- Teflon liner for cook plate
- Griddle cook plate
- Solid base baskets: full, half and quarter sizes available in various colours
- Guarded hand paddle with supporting side walls
- Cool down pan
- Adaptor for connecting two eikon® e2s units (standard power versions only)
- Merrychef cleaner
- Merrychef protector
- Other accessories by request

### Specifications

The eikon® e2s Marine is the first choice for anyone who wants to prepare fresh, hot food on demand on board a cruise liner. Full high grade stainless steel construction inside and out to meet the demands of a corrosive Marine environment. Tested to a higher standard, this unit will endure the elevated levels of vibration and shock in a Marine application. Supplied with stainless steel mounting brackets for bolted or welded installation the eikon® e2s Marine is the ideal solution for any application wanting to deliver fresh hot food quickly at the touch of an icon.

This appliance is for use aboard vessels over 65ft (19.8m in length). Two Standard Power eikon® e2s units can be connected together using an adaptor (sold separately) to double your cooking capacity running off one 30/32A supply.



#### HOW IT WORKS

The convection fan pulls air in through the back of the cavity (1). This is then heated and returned to the cavity through the catalytic converters (2) and impinger plate (3) to produce an even heat pattern in the oven. This heat pattern allows food to cook evenly and produces a crisp golden finish, every time.



Merrychef eikon® e2s

### INCLUDED ACCESSORIES

- Flat cook plate
- Guarded hand paddle with supporting side walls
- Solid base basket, full size
- Cool down pan
- Two Teflon liners for cook plates

### easyTouch® CONTROL SYSTEM

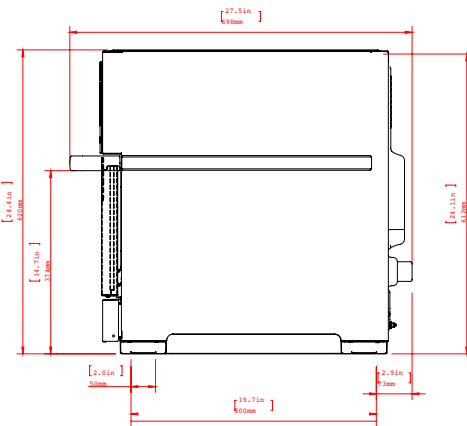
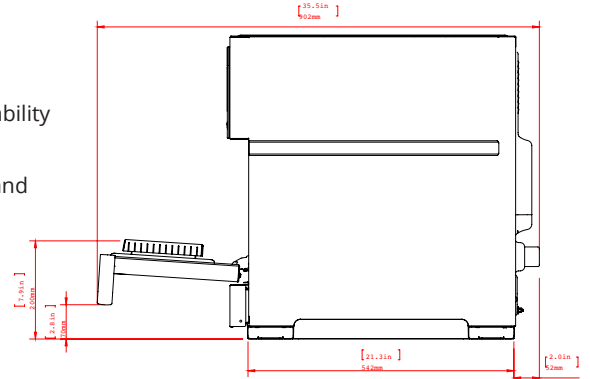
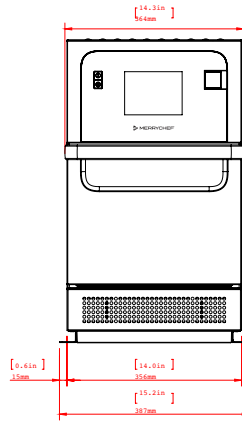
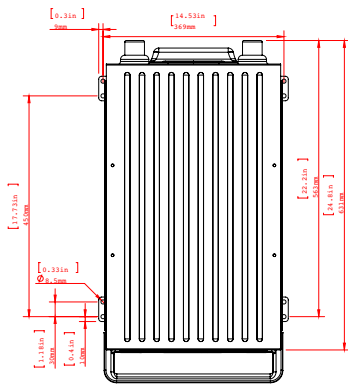
- Icon driven, color touch screen control panel with the capability of storing up to 1,024 multi-stage cooking profiles
- Each cooking profile offers up to six (6) stages with programmable cooking times, microwave power settings and user instructions for each stage
- Self diagnostics capability to monitor components
- Easy menu updates or data transfer via USB memory stick

### MICROWAVE POWER

- Microwave settings, off or 5-100% in 1% increments

### CONVECTED HEAT

- Temperature settings OFF and from 212°F to 527°F (100° to 275°C) in 1°C steps



### DIMENSIONS

MODEL	OVERALL SIZE			WEIGHT	
	HEIGHT	WIDTH	DEPTH	STANDARD POWER VERSION	HIGH POWER VERSION
eikon® e2s	24.4" (620 mm)	14.0" (356 mm)	23.4" (595 mm)	NET 113 lbs. (51.3 kg) GROSS 134 lbs. (60.7 kg)	NET 134 lbs. (60.7 kg) GROSS 155 lbs. (70.4 kg)

### POWER REQUIREMENTS & OUTPUT

#### STANDARD POWER VERSION

ELECTRICAL SUPPLY					POWER OUTPUT (APPROX.)		
Voltage	Arrangement	Plug Type	Plug Current Rating per Phase*	Max. Power Input	Microwave** (IEC 705) 100%	Convected Heat	Combination Mode
2 - 208 V / 240 V 60 Hz	Two Pole	NEMA L6-15P	15A	3120 W	1000 W	2200 W	1000 W** + 1300 W
2 - 200 V / 230 V 50 Hz	Single Phase	IEC 309 3 Pin	32A	3680 W	1000 W	2200 W	1000 W** + 1300 W

#### HIGH POWER VERSION

ELECTRICAL SUPPLY					POWER OUTPUT (APPROX.)		
Voltage	Arrangement	Plug Type	Plug Current Rating per Phase*	Max. Power Input	Microwave** (IEC 705) 100%	Convected Heat	Combination Mode
2 - 208 V / 240 V 60 Hz	Two Pole	NEMA L6-30P	30A	6000 W	2000 W	2200 W	2000 W** + 2200 W

\*This is not consumption. \*\*This is approx. microwave power output.

Welbilt reserves the right to make changes to the design or specifications without prior notice.